

English Digital Catalogue

Year 9

9 February 2021



1
Overview

What is the purpose of the catalogue?

The British Council English digital catalogue is a QR coded catalogue that aims to initiate and facilitate the use of ICT in English classes in years 9-12 by providing teachers of English online resources from the www.learnenglishteens.com website that are mapped to the English coursebooks used in the Moroccan curriculum.

Each QR code in this Digital Catalogue leads to a link on the LearnEnglish Teens website that complements a unit from 10 coursebooks. It could be a listening, writing, vocabulary, grammar exercise or lesson that the teachers of English and students can easily access in the classroom by scanning the codes provided in the QR code section.

What's the learnenglish teens website?

LearnEnglish Teens is a British Council website dedicated to learning English. It is a free, safe, supportive online learning environment for 13–17 year-olds to learn English while having fun. LearnEnglish Teens can help teens improve their English with reading, writing, and listening practice, tips for exams, grammar and vocabulary exercises, games and videos. Teens can also interact with other teenagers from around the world and put their English into practice.

The LearnEnglish Teens website is the initial source of online resources that were indexed to the English coursebook. The links were thoughtfully selected by English teachers to complement and support their classes and to meet their students level.

Who is this catalogue for?

The English Digital Catalogue can potentially be used with a variety of teacher audiences, for example:

1. inexperienced teachers or teachers in pre-service training who wish to use modern technologies in the classroom
2. teachers with no or little experience with strong e-skills who are not used to applying their skills within their teaching
3. experienced teachers with extensive teaching practice who are not familiar with the new technology and would like to use it whilst teaching
4. experienced teachers with strong e-skills who already use online resources in their teaching practice but would like to save time searching the internet for appropriate material.

Who are the authors of the catalogue?

The English Digital Catalogue is a collaboration between the Moroccan Ministry of National Education, Vocational Training, Higher Education and Scientific Research and the British Council. It has been mapped by teachers, for teachers and reviewed by English language inspectors and CRMEF trainers to make sure that all the content is adapted to our English language teaching standards and to the Moroccan curriculum as we as ensuring it is culturally appropriate.



What is the structure of the manual?

The English Digital Catalogue is comprised of 10 English language coursebooks mapped to their appropriate website links. Each section illustrates the name of the coursebook, the name of the unit, section of the unit, teens activity and types of activities that can be used with learners in each grade. It contains information on how to log into the website, use the links and download activities. The mapping in each section provides a link for each grade that will help teachers to build on their existing knowledge. All these activities may be used in the classroom and for self-learning with the aim of making the learning process more motivating for learners.

The manual has the following structure:

1. Overview
2. Easy step guide on web registration
3. Horizons
4. Year 10
5. Outlook
6. Visa to the world
7. Window on the world
8. Year 11
9. Gateway to English 1
10. Ticket to English 1
11. Year 12
12. Gateway to English 2
13. Insight

All online materials are presented in the map complied within the sample table:

Section of Unit: name of the section of the unit of the coursebook.

Teen's activity: title of the activity on the learn English teens website.

Type of activity: the type of activity the QR code is going to lead to (grammar, listening, reading...).

QR-code: a quick response code which is possible to read using a QR-reader on mobile phones or tablets.

SECTION OF UNIT
Vocabulary: the house

TEENS ACTIVITY
Home – talking about your home

ACTIVITY
Vocabulary and pronunciation



Introduction to LearnEnglish Teens Website

LearnEnglish Teens is a British Council website dedicated to learning English. It is a free, safe, supportive online learning environment for 13–17 year-olds to learn English while having fun. LearnEnglish Teens can help teens improve their English with reading, writing, and listening practice, tips for exams, grammar and vocabulary exercises, games and videos. Teens are also able to interact with other teenagers around the world and put their English into practice.

The LearnEnglish Teens website is the initial source of online resources that were indexed to the English coursebook. The links were thoughtfully selected by English Teachers to complement and support their classes and to meet their students' level.

- Teens has a 'responsive design', which means it works on different screen sizes such as smartphones, tablets and computers. Users of this age can: practise their reading, writing, listening and speaking skills
- practise grammar and improve their vocabulary with videos and exercises
- find top tips to help them pass their exams
- find out about life in the UK by watching videos and reading stories and articles. Relax and learn at the same time by watching fun videos

- play games and do puzzles in the study break section
- read articles written by young people on a wide range of topics in the magazine section
- find suitable material easily by level, topic or section
- interact with each other and our moderators to practice their English by writing comments on the site.

There are different types of activities and sections which are relevant for the age of the students and for the National Curriculum: Skills, Grammar and Vocabulary, UK Now, Study Break and Magazine.



Homepage

In the middle of the homepage, there is a block which highlights new or topical content, and it is updated weekly. 13–17 year-old learners can sign up for the website from the homepage. Teachers have full access to the site (including worksheets) without registering. There are links to Social Media pages where teachers can click on 'like' on Facebook, but the page is aimed at 13–17 year-olds as an extra space for interaction.

How a page is organised

The pages throughout the website, except the Exams section, are organised in the same way. The instructions are always in the small blue question mark box. Exercises are used to pre-teach tricky vocabulary or introduce the topic in much the same way as a teacher would in class. Video or text is always at the top of the page. Online exercises are all expandable when you click on the blue bar. Sometimes you must wait a few seconds for the game to download from the server, so please be patient and wait for the exercises to load.

There are worksheet versions of all the online exercises so you can use them offline and as homework tasks. Transcripts and texts are also available as worksheets. All the content on the website is tagged with a topic, language level, etc. So, they are easy to search for. You can download worksheets to support classwork and homework tasks. The worksheets are slightly hidden within the blue tab, under the exercises.

You will find various types of worksheets:

- exercises
- answer sheets
- transcripts of audio for listening and video tasks.

Fast phrasal comics are available in printable form and with blank speech bubbles for students to write in. Each page has a discussion question and space for comments. Once users are registered, they can leave comments, ask questions and share their opinions, anecdotes, tips, etc. with other users from all over the world. This provides motivating writing practice with a real audience and genuine need to communicate in English.

Users can click the heart to “like” comments, which is another source of motivation for writers. They also appreciate the opportunity to communicate with the LearnEnglish Team – native speakers with whom they can chat and who are also experienced English teachers who can help them with their English-learning questions.

To find the suitable content for your learners, use the search button at the top right of every page. Type in key words, grammar points, etc. You may use the content link at the bottom of the homepage. This takes you to a taxonomy page that gives a much more detailed search.

Skills

This is the first main section which provides graded practice to develop listening, reading and writing. Tasks in the skills section are designed to help students use English in the real world and provide help with school/exam style tasks.

Grammar and vocabulary

This contains three sections – grammar videos, phrasal verb videos and vocabulary exercises.

Grammar videos – grammar snacks: Each one consists of a video (target language in context, highlighted in red in the subtitles), a grammar explanation (“grammar snack” conversation between learner and expert, explaining grammar and anticipating learner questions), practice exercises, and a discussion question which provides free practice of a target language.

Word sets on a range of different topics are presented with pictures and audio and then practised with different exercises.

Phrasal verb videos – these are comic style video stories presenting small sets of phrasal verbs in context. Exercises clarify and practise the featured phrasal verbs. You can also print out all the comic strips, with and without text.

UK now

UK now has articles, videos, and literature with a focus on the UK. All featured content has exercises for both comprehension and language focus. Topics are chosen to be relevant and interesting for teenagers, with lots of potential links to coursebook material. UK now consists of:

- read UK articles with a British connection. Latest trends, special days, news and what real-life people do and talk about in the UK today. Good for cross-curricular links to work on aspects of UK culture, topical events like the birth of the royal baby, Halloween, etc., or as a lead-in to debates, e.g., graffiti and mobile phones
- video UK videos are about a wide variety of topics. They all relate to various aspects of life in the UK, e.g., food in Britain, street art, Christmas shopping. Language graded to around B1 level, key words and phrases appear on screen
- short stories and poems. Authentic literature for higher levels (C1+) by British authors.
- film UK offers the chance to watch some amazing short films that were made by young people in the UK
- science UK brings articles from the British Council's science magazine, Cubed, so the learners can read about the world of science and research in the UK.

Study break

Study break consists of:

- video zone (authentic videos on a wide range of topics of interest to teenagers, with transcript and exercises)
- games (Sushi Spell, Magic Gopher, Pic-your wits, Word shake, Beat the Keeper, Word Wangling)
- photo caption (users' comment, writing captions for funny or weird photos)
- what is it? (users' comment, trying to guess what the photo is)
- easy reading (short stories and articles graded to three different levels).

Magazine

The magazine section is different to all the other sections on the site. Articles are written by a team of bloggers who are (or were recently) working as British Council Language Assistants. They are not professional writers, and they are not EFL writers, although they are aware of the audience and have been encouraged to write clearly and simply. Articles are not proofread and corrected as they are on the rest of the site, so there may be the odd mistake or typo. The bloggers choose the topics, which means they write about topics that are interesting for teenagers and from a young person's point of view. The way this section is produced means it is constantly being updated with fresh, new and topical material.



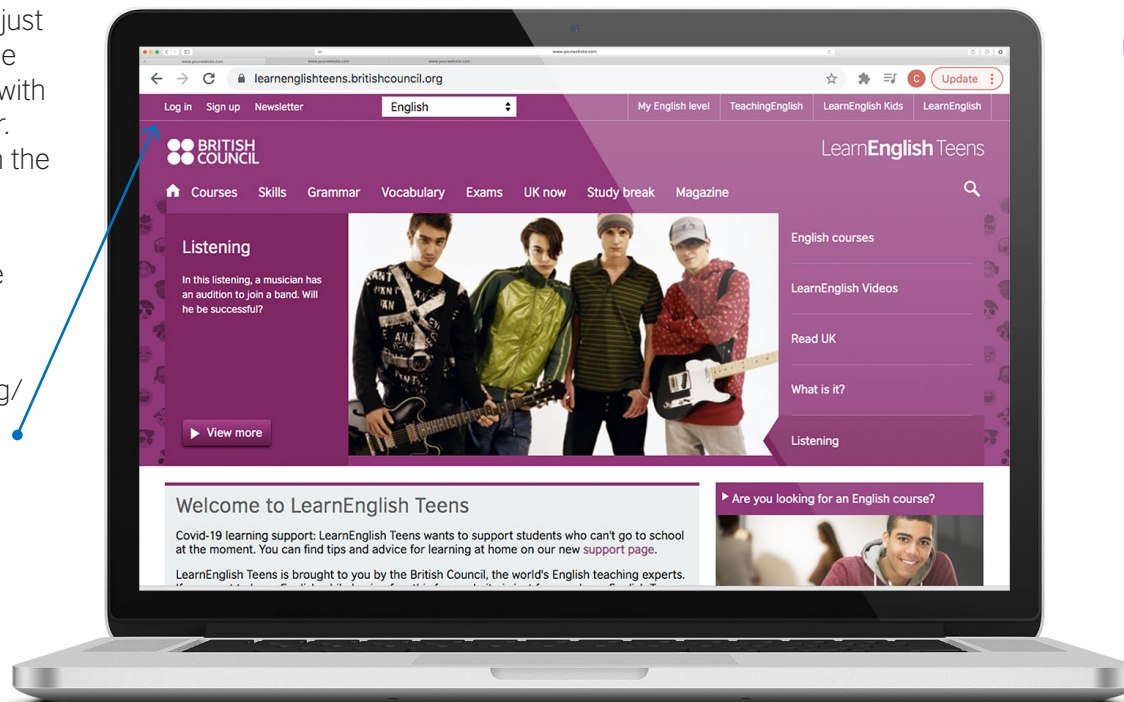
Easy step guide on how to register on LearnEnglish teens website

Before you start using this map and try the activities, you should log into the website. You or your student will register to get the most out of the site. If your students do not register, they will not be able to leave comments and interact with children learning English from all over the world.

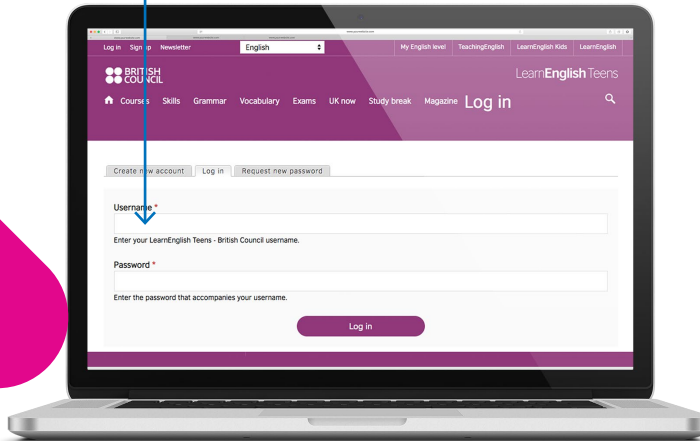
To use the map, you can get to the website just by clicking on the link. When you click on the link, you will instantly be brought to a page with all the relevant activities the site has to offer. There are lots of downloadable materials on the website and many of the activities focus on grammar points or language use.

To register on the website, please follow the steps:

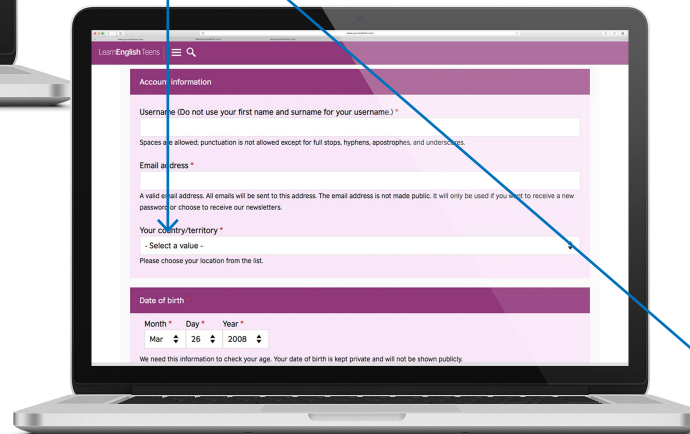
1. Go to <http://learnenglishteens.britishcouncil.org/>
2. On the left upper side of the home page, there is a Log in section.



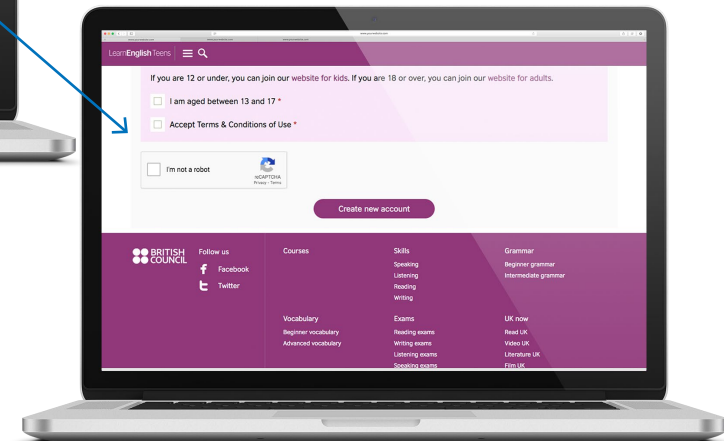
3. It will take you to the next page. Enter your username and password to log in if you have already registered. If not, click on Create new account button.



4. You will be navigated to the registration page. Fill in the required fields and click on the create new account button.



Please, remember your Username and Password to enter the website next time.





2

Project Background and Description

Integrating information and communication technologies in the Moroccan classroom is a priority for education policy makers, practitioners and students. A policy framework is in place and numerous digital learning projects have already been undertaken.

The English Digital Catalogue project comes in handy to help develop strategies for introducing the regular use of digital resources in the English classroom in Morocco by developing and disseminating a catalogue of existing British Council digital resources. They are QR coded for smartphone access, selected for compatibility with the Moroccan national syllabus for English and mapped closely to the Ministry approved textbooks. It can be used by in-service and by newly qualified teachers of English and learners of English in Moroccan middle and high schools' classes.

The first phase of the project was a pilot that took place in the directorate of Rabat. We were able to produce two important sustainable results:

1. Two indexed coursebooks: Windows on the World and Focus.
2. A positive response from students and teachers participating in the pilot on the use of digital resources, using the LearnEnglish Teens website in the classroom and at home.

After the success of the pilot phase and with the support of the Ministry of National Education, Vocational Training, Higher Education and Scientific Research, we were able to extend the project to the region of Beni Mellal Khenifra. The second phase of this project allowed us to:

- train one hundred and ninety teachers in the region of Beni Mellal Khenifra. Teachers who can cascade the training to other teachers in their high schools or province
- have an estimated reach of student around four hundred. These students have started to use the LearnEnglish teens resources in their English classrooms and also at home by using their smartphones or laptops
- finish the indexation exercise for the rest of the coursebooks for year's 9–12. Horizons, Isa to the world, Outlook, Gateway to English 1, Ticket 1, Gateway to English 2, Ticket to English 2 and Insight.

After finishing the mapping exercise, we introduced twenty four English teaching inspectors and teacher trainers to the range of digital resources that can be made available to teachers and learners. The inspectors and teacher educators then reviewed the mapped links and made sure that all the content is adapted to our Learn-English Teens standards, to the Moroccan curriculum and are culturally appropriate.





Focus

Unit 5: House

SECTION OF UNIT

Vocabulary: the house

TEENS ACTIVITY

Home – talking about your home

ACTIVITY

Vocabulary and pronunciation



SECTION OF UNIT

Vocabulary: the house

TEENS ACTIVITY

Bathroom – things you find in the bathroom

ACTIVITY

Vocabulary and pronunciation



SECTION OF UNIT

Vocabulary: the house

TEENS ACTIVITY

Bedroom – words for the bedroom

ACTIVITY

Vocabulary and pronunciation



SECTION OF UNIT

Vocabulary: the house

TEENS ACTIVITY

Kitchen – things you find in the kitchen

ACTIVITY

Vocabulary and pronunciation



SECTION OF UNIT

Vocabulary: the house

TEENS ACTIVITY

Living room – things you find in the living room

ACTIVITY

Vocabulary and pronunciation



SECTION OF UNIT

Reading

TEENS ACTIVITY

Finding a home

ACTIVITY

Reading



Unit 6: Body and Clothes

SECTION OF UNIT

Clothes

TEENS ACTIVITY

Clothes

ACTIVITY

Vocabulary and pronunciation



SECTION OF UNIT

Parts of the body

TEENS ACTIVITY

Body parts

ACTIVITY

Vocabulary and pronunciation



SECTION OF UNIT

Writing

TEENS ACTIVITY

Appearance

ACTIVITY

Vocabulary and pronunciation



Unit 7: Entertainment

SECTION OF UNIT
Skills work:
Reading

TEENS ACTIVITY
Films and
entertainment

ACTIVITY
Reading



SECTION OF UNIT
Skills work:
Listening and
Speaking

TEENS ACTIVITY
Inviting someone
to the cinema

ACTIVITY
Listening



Unit 8: Sport

SECTION OF UNIT
Vocabulary:
Sports

TEENS ACTIVITY
Olympic sports

ACTIVITY
Vocabulary and
pronunciation



SECTION OF UNIT
Reading

TEENS ACTIVITY
At the swimming
pool

ACTIVITY
Reading



SECTION OF UNIT
Reading

TEENS ACTIVITY
At the university

ACTIVITY
Reading



Unit 9: Environment

SECTION OF UNIT

Communication:
What's the weather like?

TEENS ACTIVITY

Weather

ACTIVITY

Vocabulary and pronunciation



Unit 10: Hobbies

SECTION OF UNIT

Vocabulary:
Hobbies

TEENS ACTIVITY

Can you cook?

ACTIVITY

Reading



SECTION OF UNIT


Writing

TEENS ACTIVITY

Introducing yourself by email

ACTIVITY

Writing





English Horizons

Unit 1: Hello

SECTION OF UNIT
Jobs

TEENS ACTIVITY
Jobs

ACTIVITY
Vocabulary and pronunciation



SECTION OF UNIT
Introducing one's self

TEENS ACTIVITY
Meeting people

ACTIVITY
Speaking



SECTION OF UNIT
Writing

TEENS ACTIVITY
introducing yourself by email

ACTIVITY
Writing



SECTION OF UNIT
Spelling

TEENS ACTIVITY
Spelling names


ACTIVITY
Listening



SECTION OF UNIT
Introduce a friend

TEENS ACTIVITY
introducing a friend

ACTIVITY
Listening



Unit 2: School

SECTION OF UNIT
Vocabulary related to school

TEENS ACTIVITY
School

ACTIVITY
Vocabulary and pronunciation



SECTION OF UNIT
Colours

TEENS ACTIVITY
Colours

ACTIVITY
Vocabulary and pronunciation



SECTION OF UNIT
Colours

TEENS ACTIVITY
Spelling colours

ACTIVITY
Listening



SECTION OF UNIT
Languages

TEENS ACTIVITY
The language school

ACTIVITY
Reading



SECTION OF UNIT
Numbers

TEENS ACTIVITY
Understanding numbers

ACTIVITY
Listening



SECTION OF UNIT
School subjects/
timetable

TEENS ACTIVITY
At school

ACTIVITY
Writing



SECTION OF UNIT
Listening and speaking

TEENS ACTIVITY
First day at school


ACTIVITY
Listening



SECTION OF UNIT
Listening and speaking

TEENS ACTIVITY
At the library

ACTIVITY
Listening



Unit 3: Clothes

SECTION OF UNIT

Vocabulary related to clothes

TEENS ACTIVITY
Clothes

ACTIVITY
Vocabulary and pronunciation



SECTION OF UNIT

Vocabulary related to clothes

TEENS ACTIVITY
Accessories

ACTIVITY
Vocabulary and pronunciation



SECTION OF UNIT

Parts of the body

TEENS ACTIVITY
Body parts

ACTIVITY
Vocabulary and pronunciation



SECTION OF UNIT

Listening

TEENS ACTIVITY
Shopping for clothes

ACTIVITY
Listening



SECTION OF UNIT

Speaking

TEENS ACTIVITY
Buying new shoes

ACTIVITY
Speaking




SECTION OF UNIT

This/that/these/those

TEENS ACTIVITY
This/that/these/those

ACTIVITY
Grammar



Unit 4: Food and drink

SECTION OF UNIT
Vocabulary related to food

TEENS ACTIVITY
Food

ACTIVITY
Vocabulary and pronunciation



SECTION OF UNIT
Vocabulary related to vegetables

TEENS ACTIVITY
Vegetables

ACTIVITY
Vocabulary and pronunciation



SECTION OF UNIT
Vocabulary related to fruit

TEENS ACTIVITY
Fruit

ACTIVITY
Vocabulary and pronunciation



SECTION OF UNIT
New vocabulary about food

TEENS ACTIVITY
Ordering food in a café


ACTIVITY
Listening



SECTION OF UNIT
New vocabulary about food

TEENS ACTIVITY
Eating out


ACTIVITY
Listening



SECTION OF UNIT
Reading

TEENS ACTIVITY
At the restaurant

ACTIVITY
Reading



SECTION OF UNIT
Reading

TEENS ACTIVITY
Can you cook?


ACTIVITY
Reading



SECTION OF UNIT
Writing

TEENS ACTIVITY
My favourite meal

ACTIVITY
Writing



Unit 5: My family

SECTION OF UNIT

Daily routines

TEENS ACTIVITY

Daily routines

ACTIVITY

Vocabulary



Unit 6: Where we live

SECTION OF UNIT

Home

TEENS ACTIVITY

Talking about your home

ACTIVITY

Vocabulary and pronunciation



SECTION OF UNIT

Bathroom

TEENS ACTIVITY

Things you find in the bathroom

ACTIVITY

Vocabulary and pronunciation



SECTION OF UNIT

Kitchen

TEENS ACTIVITY

Things you find in the kitchen

ACTIVITY

Vocabulary and pronunciation



SECTION OF UNIT

Bedroom

TEENS ACTIVITY

Words for the bedroom

ACTIVITY

Vocabulary and pronunciation



Unit 7

SECTION OF UNIT

Vocabulary
means of transport

TEENS ACTIVITY

Transport

ACTIVITY
Vocabulary



SECTION OF UNIT

Vocabulary:
train ticket

TEENS ACTIVITY

At the train station

ACTIVITY
Reading



SECTION OF UNIT

Asking answering questions

TEENS ACTIVITY

Telling time

ACTIVITY
Listening



SECTION OF UNIT

Talking about train schedule

TEENS ACTIVITY

Problems at the train station

ACTIVITY
Speaking



SECTION OF UNIT

Talking about train schedule

TEENS ACTIVITY

Trains and travel

ACTIVITY
Listening



SECTION OF UNIT

Reading

TEENS ACTIVITY

A train timetable

ACTIVITY
Reading



SECTION OF UNIT

Writing

TEENS ACTIVITY

Trains and travel

ACTIVITY
Writing



Unit 8: Hobbies

SECTION OF UNIT

Reading: Hobbies

TEENS ACTIVITY

Can you cook?

ACTIVITY
Reading



SECTION OF UNIT

Writing

TEENS ACTIVITY

Introducing yourself by email

ACTIVITY
Writing



Unit 9: Sport

SECTION OF UNIT
Grammar

TEENS ACTIVITY
Have got. Must and should for obligation and advice

ACTIVITY
Grammar



SECTION OF UNIT
Listening

TEENS ACTIVITY
Interview with a swimmer

ACTIVITY
Listening



SECTION OF UNIT
Obligation and prohibition

TEENS ACTIVITY
At the swimming pool

ACTIVITY
Reading



SECTION OF UNIT
Writing

TEENS ACTIVITY
An email about sports

ACTIVITY
Writing



Unit 10: Holidays

SECTION OF UNIT
Listening

TEENS ACTIVITY
Weather forecast A2

ACTIVITY
Seasons, weather



SECTION OF UNIT
Reading

TEENS ACTIVITY
My town A2

ACTIVITY
Holidays vocabulary



SECTION OF UNIT
Speaking

TEENS ACTIVITY
Making plans A2


ACTIVITY
Grammar, future, going to



SECTION OF UNIT
Writing

TEENS ACTIVITY
Trains-travel A2

ACTIVITY
Grammar, vocabulary



Unit 11: You and your health

SECTION OF UNIT
Reading

TEENS ACTIVITY
Have to, must and should for obligation and advice Grammar

ACTIVITY
Grammar



SECTION OF UNIT
Speaking

TEENS ACTIVITY
Not feeling well

ACTIVITY
Health vocabulary



SECTION OF UNIT
Writing

TEENS ACTIVITY
This, that, these, those

ACTIVITY
Grammar



Unit 12: Celebrations

SECTION OF UNIT
Simple past (verb to be)

TEENS ACTIVITY
To be – present and past

ACTIVITY
Grammar



SECTION OF UNIT
Simple past (regular verbs)

TEENS ACTIVITY
Past simple-regular verbs

ACTIVITY
Grammar



SECTION OF UNIT
Possessive adjectives

TEENS ACTIVITY
Personal pronouns and possessives

ACTIVITY
Grammar



SECTION OF UNIT
Function: Talking about past

TEENS ACTIVITY
Talking about your weekend

ACTIVITY
Listening and speaking




Unit 13: The environment

SECTION OF UNIT
Vocabulary

TEENS ACTIVITY
Nature

ACTIVITY
Vocabulary



SECTION OF UNIT
Grammar

TEENS ACTIVITY
Past simple
(irregular verbs)

ACTIVITY
Grammar



SECTION OF UNIT
Reading

TEENS ACTIVITY
About the Earth

ACTIVITY
Reading



SECTION OF UNIT
Function

TEENS ACTIVITY
Obligation and
prohibition

ACTIVITY
Function



Unit 14: Entertainment

SECTION OF UNIT
Vocabulary:
entertainment

TEENS ACTIVITY
Films and
entertainment

ACTIVITY
Reading



SECTION OF UNIT
Present
continuous

TEENS ACTIVITY
Present
continuous


ACTIVITY
Grammar



SECTION OF UNIT
Functions: giving
directions

TEENS ACTIVITY
Giving directions


ACTIVITY
Listening



SECTION OF UNIT
Functions:
agreeing and
disagreeing

TEENS ACTIVITY
Agreeing and
disagreeing


ACTIVITY
Speaking



SECTION OF UNIT
Functions: likes
and dislikes

TEENS ACTIVITY
Inviting someone
to the cinema


ACTIVITY
Listening and
speaking



SECTION OF UNIT
Functions:
suggestions

TEENS ACTIVITY
Suggestions

ACTIVITY
Speaking



SECTION OF UNIT
Writing:
entertainment

TEENS ACTIVITY
The school trip

ACTIVITY
Reading and
writing





Acknowledgment

The British Council English Digital Catalogue is the result of the cooperative work of many people and structures. Which is why The British Council would like to express its great appreciation to the Ministry of National Education, Vocational Training, Higher Education and Scientific Research for their time and effort in making this project a success. Our special gratitude to the direction of curricula represented by Mr. Fouad Chafiqi for their support at every stage of the project and to the three academies that took part in the piloting and implementation phases of the English Digital Catalogue project:

- AREF Rabat-sale-Kenitra
- AREF Beni Mellal-Khenifra
- AREF Laayoun-Sakia Hamra


Our Gratitude goes toward our 5 teacher trainers who trained more than 300 teachers on the use of Digital resources in the classroom and without whom none of this would have been possible:

- Mr Mustapha Zanzoun
- Mr Hassan Zaid
- Mr Abdellatif Laklida
- Mr Mohamed Mahi
- Mr Said Mouhtarim

The British Council would also like to offer a special thanks to the teachers who participated in the mapping exercise for their tireless work

selecting online resources from the learn English teens website, compiling relevant links and mapping them to the National Curricula for all grades. Their great efforts, guidance to student on registration to the website and recommendation on the use of online resources in the classroom or for self-study gave us a perspective on the great impact the LearnEnglishTeens online resources have on students.

We would also like to thank the inspectors and Regional Center for Education and Training teacher trainers, for their constructive suggestions, corrections, and review of the catalogue during the planning and development phase of this research work. The British Council acknowledges their tireless effort in reviewing the links and ensuring adaptation to Moroccan context and curricula.



© British Council 2021

The British Council is the United Kingdom's international organisation for cultural relations and educational opportunities.